


At Home: 8 Fun Ways to Practice Sight Words

This collection of activities can be used to practice sight words, both at home and at school.

Parents:

Daily sight word practice is such a great way to support your child's learning at home!

These games are a fun way for you to spend time with your child and help them become a better reader and writer!



Teachers:

Use these activities in your classroom in small groups or with a parent volunteer.

Distribute to parents during Back to School Night or conferences for families to practice at home.

Flashcard Games

The more times a child reads and rereads sight words, the more **automatic** they become, which helps your child become a **better, more confident reader**.

The following games are fun ways to practice reading sight words over and over again!

Make flashcards out of index cards, or print and use the blank template provided.

“Your Pile, My Pile”

- Read all the flashcards together.
- Have your child read their flashcards on their own.
 - If they read it right away, it goes in their pile.
 - If they don't know it, or it takes them too long to read, it goes in your pile.
- Count each pile.
- Play another round. With each round, your child should get more words in their pile. Set a time limit (ex: 3 minutes) or play until your child gets all the sight words in their pile.

Beat the Clock

- Set a timer.
- Have your child read all their sight words.
- Stop the timer when they have read them all.
- Play another round. Have your child try to read the words faster and beat their score.

Flashcard Games

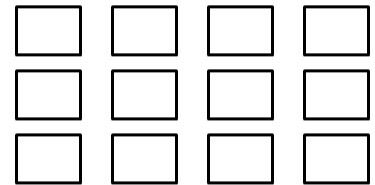
Scavenger Hunt

- Hide the flashcards around the room.
- Give your child a clue/direction. Ex: Can you find “the”?
- Variation: Add a time limit (ex: find and read all the words in 30 seconds)



Concentration (2 sets of flashcards)

- Place the cards face down in a grid pattern.
- Turn over two cards. Read the words.
 - If they match, the player collects the two words.
(They may only collect the words if they can read them!)
 - If they do not match, turn them over.
- Winner is the player with the most matches.



Guess It!

Write one sight word on a plastic cup (so that the cup is facedown). Hide a small object or toy under one of the cups. The child guesses where the toy is hiding by reading the word and moving the cup.
Make sure they read it before moving the cup.

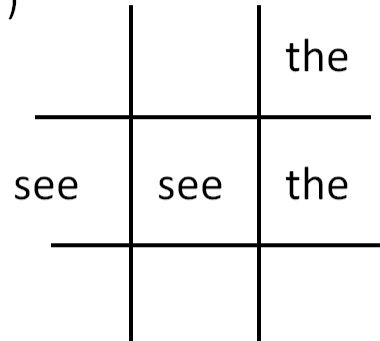
Extension:

Build a tower with the cups. How many cups can fit in the tower? As you add a cup, read the word.

Games for Writing Sight Words

Tic-Tac-Toe:

1. Choose two sight words (one for each player)
2. Draw a tic-tac-toe board
3. Player 1 writes their word in a box.
4. Player 2 writes their word in a box.
5. Play continues until you have filled up the grid, or one player gets tic-tac-toe!





Rainbow Write:

1. Choose 3-5 words to practice.
2. Write the words in rainbow colors (with crayons or colored pencils).
Each time trace over the word with the new color.
 - Red
 - Orange
 - Yellow
 - Green
 - Blue
 - Purple



Sight Word Sprint

1. Choose one word to practice.
2. Set the timer. (ex: 30 seconds)
3. Write the word as many time as you can in the time limit.
4. Count how many words you wrote.
5. Play another round. Try to beat your score.
6. Repeat steps 1-5 with a new word.

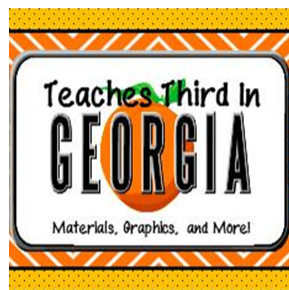


Thank you for downloading this product!


Please be sure to visit my store for more high-quality teaching products (Click on the star to follow me).

If you would please take a moment to rate your purchase, I would greatly appreciate it, and you will receive TpT credits toward future purchases!

A special thank you to the following for providing Quality borders, fonts, clip art, etc.



Any questions, suggestions, or requests, please email Melanie at labandlibrary@gmail.com



COPYRIGHT INFORMATION

© 2018 Lab and Library

All content included in this product is the property of Lab and Library or its content suppliers and is protected by international copyright laws and the Digital Millennium Copyright Act (DMCA) Permission is granted for personal or classroom use only. Additional licenses may be purchased. Material may not be reproduced or published on the Internet in any form.